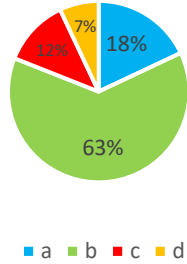
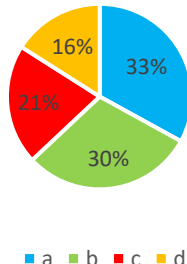
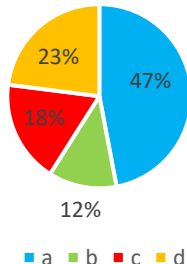
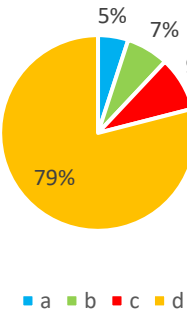
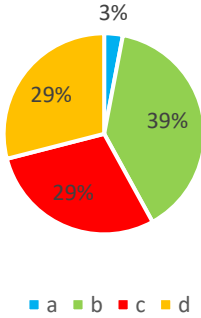
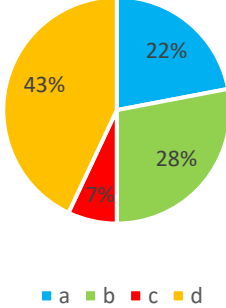
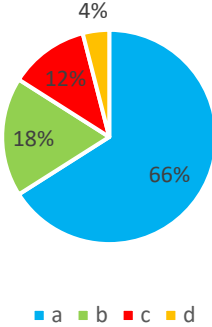
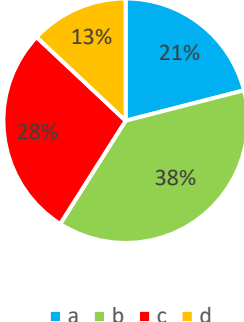


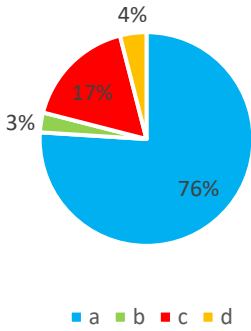
## 17.4.4. measure the sustainability literacy of students

This survey is anonymous. You have the right not to answer.

The objective of this questionnaire is to provide insights into students' literacy in sustainability, their awareness of key concepts, and their interest in learning more. The answers can also help guide educational initiatives and campus sustainability programs.

Part 1: Basic Awareness													
<p>1. <b>How would you define "sustainability"?</b></p> <ul style="list-style-type: none"> <li><input type="radio"/> a) Protecting the environment</li> <li><input type="radio"/> b) Meeting current needs without compromising future generations' ability to meet theirs</li> <li><input type="radio"/> c) Reducing waste and pollution</li> <li><input type="radio"/> d) I'm not sure</li> </ul>		 <table border="1"> <caption>Data for Question 1</caption> <thead> <tr> <th>Option</th> <th>Percentage</th> </tr> </thead> <tbody> <tr> <td>a</td> <td>18%</td> </tr> <tr> <td>b</td> <td>63%</td> </tr> <tr> <td>c</td> <td>12%</td> </tr> <tr> <td>d</td> <td>7%</td> </tr> </tbody> </table>	Option	Percentage	a	18%	b	63%	c	12%	d	7%	
Option	Percentage												
a	18%												
b	63%												
c	12%												
d	7%												
<p>2. <b>Which of the following areas does sustainability address? (Select all that apply)</b></p> <ul style="list-style-type: none"> <li><input type="radio"/> a) Environmental health</li> <li><input type="radio"/> b) Economic stability</li> <li><input type="radio"/> c) Social equity</li> <li><input type="radio"/> d) Technological innovation</li> </ul>		 <table border="1"> <caption>Data for Question 2</caption> <thead> <tr> <th>Option</th> <th>Percentage</th> </tr> </thead> <tbody> <tr> <td>a</td> <td>33%</td> </tr> <tr> <td>b</td> <td>30%</td> </tr> <tr> <td>c</td> <td>21%</td> </tr> <tr> <td>d</td> <td>16%</td> </tr> </tbody> </table>	Option	Percentage	a	33%	b	30%	c	21%	d	16%	
Option	Percentage												
a	33%												
b	30%												
c	21%												
d	16%												
<p>3. <b>Are you familiar with the United Nations Sustainable Development Goals (SDGs)?</b></p> <ul style="list-style-type: none"> <li><input type="radio"/> a) Yes, very familiar</li> <li><input type="radio"/> b) Somewhat familiar</li> <li><input type="radio"/> c) Not very familiar</li> <li><input type="radio"/> d) I've never heard of them</li> </ul>		 <table border="1"> <caption>Data for Question 3</caption> <thead> <tr> <th>Option</th> <th>Percentage</th> </tr> </thead> <tbody> <tr> <td>a</td> <td>47%</td> </tr> <tr> <td>b</td> <td>12%</td> </tr> <tr> <td>c</td> <td>18%</td> </tr> <tr> <td>d</td> <td>23%</td> </tr> </tbody> </table>	Option	Percentage	a	47%	b	12%	c	18%	d	23%	
Option	Percentage												
a	47%												
b	12%												
c	18%												
d	23%												
Part 2: Knowledge of Sustainability Concepts													
<p>4. <b>What is the main purpose of reducing single-use plastic?</b></p> <ul style="list-style-type: none"> <li><input type="radio"/> a) To decrease landfill waste</li> <li><input type="radio"/> b) To save resources for future generations</li> <li><input type="radio"/> c) To reduce pollution in oceans and waterways</li> <li><input type="radio"/> d) All of the above</li> </ul>		 <table border="1"> <caption>Data for Question 4</caption> <thead> <tr> <th>Option</th> <th>Percentage</th> </tr> </thead> <tbody> <tr> <td>a</td> <td>5%</td> </tr> <tr> <td>b</td> <td>7%</td> </tr> <tr> <td>c</td> <td>9%</td> </tr> <tr> <td>d</td> <td>79%</td> </tr> </tbody> </table>	Option	Percentage	a	5%	b	7%	c	9%	d	79%	
Option	Percentage												
a	5%												
b	7%												
c	9%												
d	79%												

<p>5. <b>How much of the energy used on campus do you believe comes from renewable sources?</b></p> <ul style="list-style-type: none"> <li><input type="radio"/> a) None</li> <li><input type="radio"/> b) Less than 25%</li> <li><input type="radio"/> c) Between 25% and 50%</li> <li><input type="radio"/> d) I don't know</li> </ul>	 <table border="1"> <caption>Energy Source Beliefs</caption> <thead> <tr> <th>Response</th> <th>Percentage</th> </tr> </thead> <tbody> <tr> <td>a) None</td> <td>3%</td> </tr> <tr> <td>b) Less than 25%</td> <td>39%</td> </tr> <tr> <td>c) Between 25% and 50%</td> <td>29%</td> </tr> <tr> <td>d) I don't know</td> <td>29%</td> </tr> </tbody> </table>	Response	Percentage	a) None	3%	b) Less than 25%	39%	c) Between 25% and 50%	29%	d) I don't know	29%
Response	Percentage										
a) None	3%										
b) Less than 25%	39%										
c) Between 25% and 50%	29%										
d) I don't know	29%										
<p>6. <b>Which of the following actions can help reduce greenhouse gas emissions? (Select all that apply)</b></p> <ul style="list-style-type: none"> <li><input type="radio"/> a) Using public transportation or biking</li> <li><input type="radio"/> b) Recycling</li> <li><input type="radio"/> c) Reducing water usage</li> <li><input type="radio"/> d) All of the above</li> </ul>	 <table border="1"> <caption>Actions to Reduce Greenhouse Gas Emissions</caption> <thead> <tr> <th>Response</th> <th>Percentage</th> </tr> </thead> <tbody> <tr> <td>a) Using public transportation or biking</td> <td>22%</td> </tr> <tr> <td>b) Recycling</td> <td>28%</td> </tr> <tr> <td>c) Reducing water usage</td> <td>7%</td> </tr> <tr> <td>d) All of the above</td> <td>43%</td> </tr> </tbody> </table>	Response	Percentage	a) Using public transportation or biking	22%	b) Recycling	28%	c) Reducing water usage	7%	d) All of the above	43%
Response	Percentage										
a) Using public transportation or biking	22%										
b) Recycling	28%										
c) Reducing water usage	7%										
d) All of the above	43%										
<p><b>Part 3: Personal Beliefs and Actions</b></p>											
<p>7. <b>How important do you think sustainability is in your personal life?</b></p> <ul style="list-style-type: none"> <li><input type="radio"/> a) Very important</li> <li><input type="radio"/> b) Somewhat important</li> <li><input type="radio"/> c) Neutral</li> <li><input type="radio"/> d) Not very important</li> </ul>	 <table border="1"> <caption>Sustainability Importance</caption> <thead> <tr> <th>Response</th> <th>Percentage</th> </tr> </thead> <tbody> <tr> <td>a) Very important</td> <td>66%</td> </tr> <tr> <td>b) Somewhat important</td> <td>18%</td> </tr> <tr> <td>c) Neutral</td> <td>12%</td> </tr> <tr> <td>d) Not very important</td> <td>4%</td> </tr> </tbody> </table>	Response	Percentage	a) Very important	66%	b) Somewhat important	18%	c) Neutral	12%	d) Not very important	4%
Response	Percentage										
a) Very important	66%										
b) Somewhat important	18%										
c) Neutral	12%										
d) Not very important	4%										
<p>8. <b>How often do you actively participate in sustainable practices (e.g., recycling, conserving energy, reducing waste)?</b></p> <ul style="list-style-type: none"> <li><input type="radio"/> a) Always</li> <li><input type="radio"/> b) Often</li> <li><input type="radio"/> c) Sometimes</li> <li><input type="radio"/> d) Rarely</li> </ul>	 <table border="1"> <caption>Frequency of Sustainable Practices</caption> <thead> <tr> <th>Response</th> <th>Percentage</th> </tr> </thead> <tbody> <tr> <td>a) Always</td> <td>21%</td> </tr> <tr> <td>b) Often</td> <td>38%</td> </tr> <tr> <td>c) Sometimes</td> <td>28%</td> </tr> <tr> <td>d) Rarely</td> <td>13%</td> </tr> </tbody> </table>	Response	Percentage	a) Always	21%	b) Often	38%	c) Sometimes	28%	d) Rarely	13%
Response	Percentage										
a) Always	21%										
b) Often	38%										
c) Sometimes	28%										
d) Rarely	13%										

<p>9. <b>Would you like to learn more about sustainability practices?</b></p> <ul style="list-style-type: none"> <li><input type="radio"/> a) Yes</li> <li><input type="radio"/> b) No</li> <li><input type="radio"/> c) Maybe</li> <li><input type="radio"/> d) not interested</li> </ul>	 <table border="1"> <caption>Data for Question 9 Pie Chart</caption> <thead> <tr> <th>Response</th> <th>Percentage</th> </tr> </thead> <tbody> <tr> <td>a) Yes</td> <td>76%</td> </tr> <tr> <td>b) No</td> <td>3%</td> </tr> <tr> <td>c) Maybe</td> <td>17%</td> </tr> <tr> <td>d) not interested</td> <td>4%</td> </tr> </tbody> </table>	Response	Percentage	a) Yes	76%	b) No	3%	c) Maybe	17%	d) not interested	4%
Response	Percentage										
a) Yes	76%										
b) No	3%										
c) Maybe	17%										
d) not interested	4%										
<p><b>Part 4: Open-ended Question</b></p>											
<p>10. <b>What do you think are the most critical sustainability issues our university should address?</b></p>											