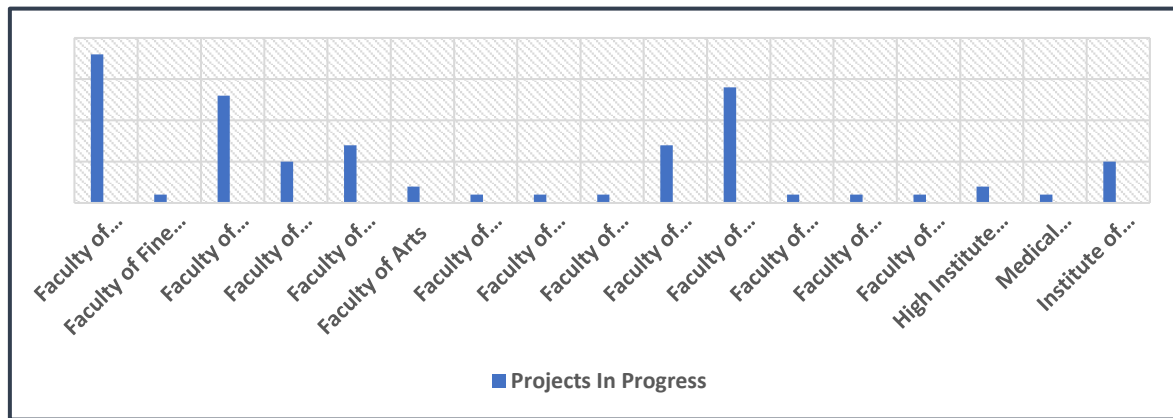


**Total Research Projects - Alexandria  
University 2022**

Faculty	Projects In Progress
Faculty of Science	<b>18</b>
Faculty of Fine Arts	<b>1</b>
Faculty of Agriculture	<b>13</b>
Faculty of Medicine	<b>5</b>
Faculty of Dentistry	<b>7</b>
Faculty of Arts	<b>2</b>
Faculty of Commerce	<b>1</b>
Faculty of Nursing	<b>1</b>
Faculty of Veterinary Medicine	<b>1</b>
Faculty of Pharmacy	<b>7</b>
Faculty of Engineering	<b>14</b>
Faculty of Physical Education for Boys	<b>1</b>
Faculty of Physical Education for Girls	<b>1</b>
Faculty of Tourism and Hotels	<b>1</b>

High Institute of Public Health	2
Medical Research Institute	1
Institute of Graduate Studies & Research	5
<b>Total</b>	<b>81</b>

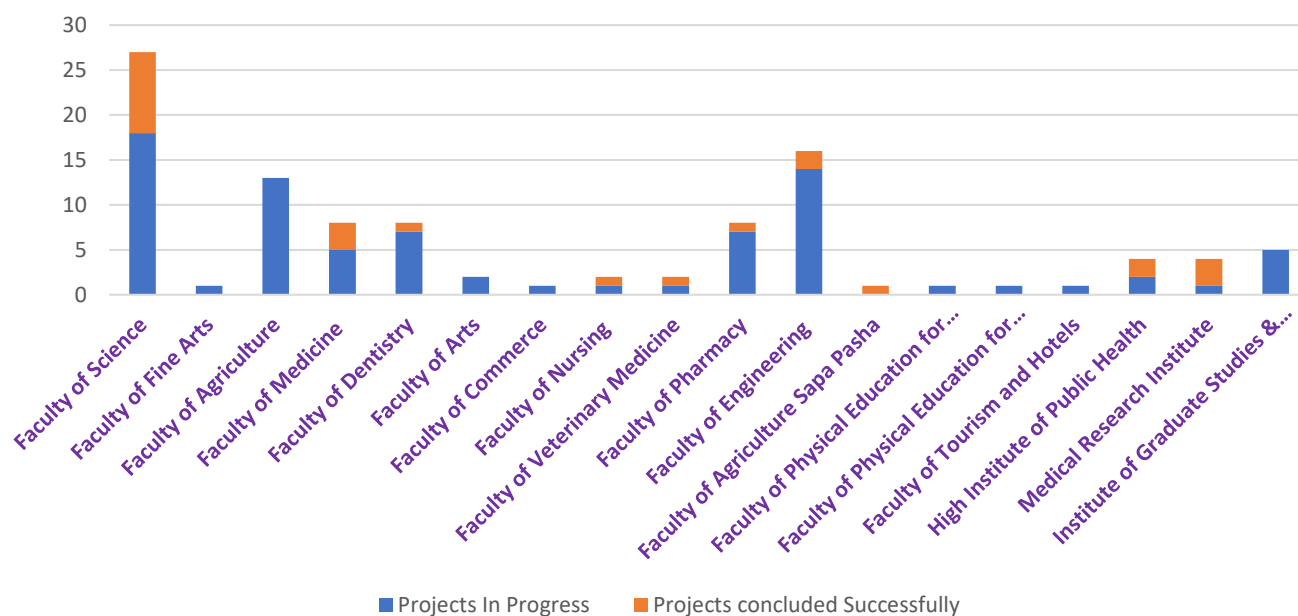


<b>Total</b>	<b>Total Finance Projects In Progresses</b>
<b>576,680,163.98</b>	<b>487,403,161.13</b>

**Success Rate - Alexandria University  
Total Projects ( 2022)**

Faculty	Projects In Progress	Projects concluded Successfully	Total
Faculty of Science	18	9	27
Faculty of Fine Arts	1	0	1
Faculty of Agriculture	13	0	13
Faculty of Medicine	5	3	8
Faculty of Dentistry	7	1	8
Faculty of Arts	2	0	2
Faculty of Commerce	1	0	1
Faculty of Nursing	1	1	2
Faculty of Veterinary Medicine	1	1	2
Faculty of Pharmacy	7	1	8
Faculty of Engineering	14	2	16
Faculty of Agriculture Sapa Pasha	0	1	1
Faculty of Physical Education for Boys	1	0	1
Faculty of Physical Education for Girls	1	0	1
Faculty of Tourism and Hotels	1	0	1
High Institute of Public Health	2	2	4
Medical Research Institute	1	3	4
Institute of Graduate Studies & Research	5	0	5
<b>Total</b>	<b>81</b>	<b>24</b>	<b>105</b>

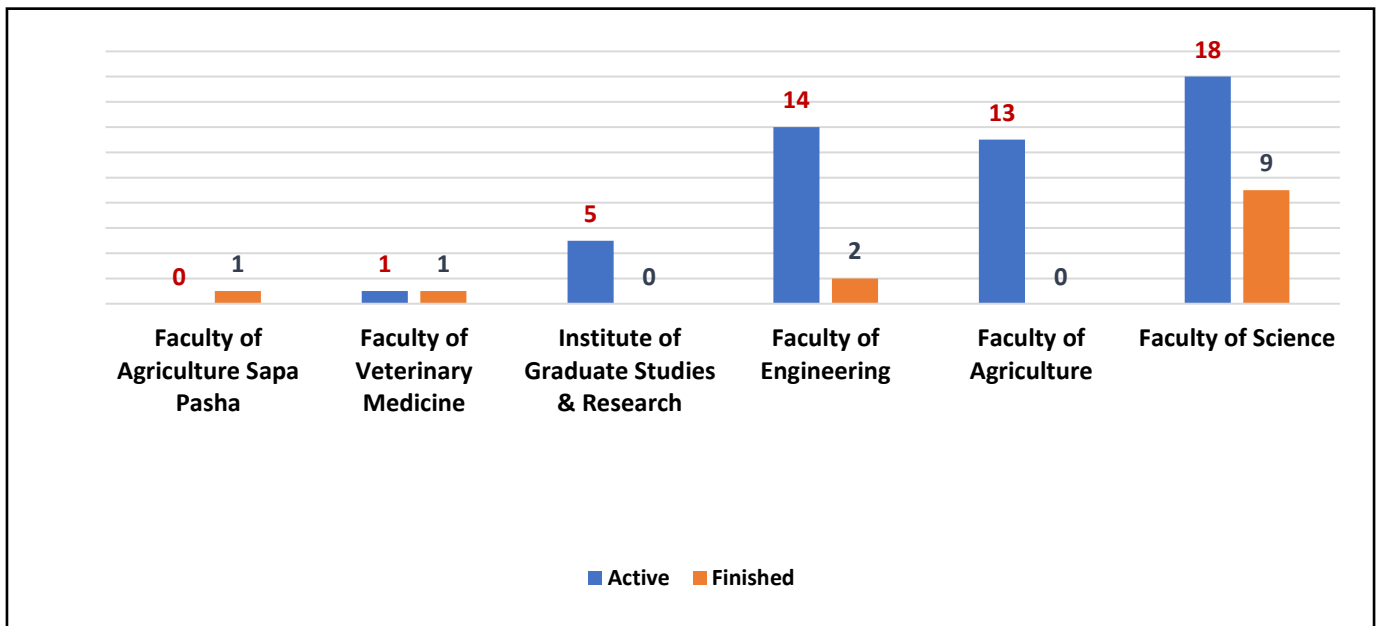
### Success Rate - Alexandria University Total Projects (2022)



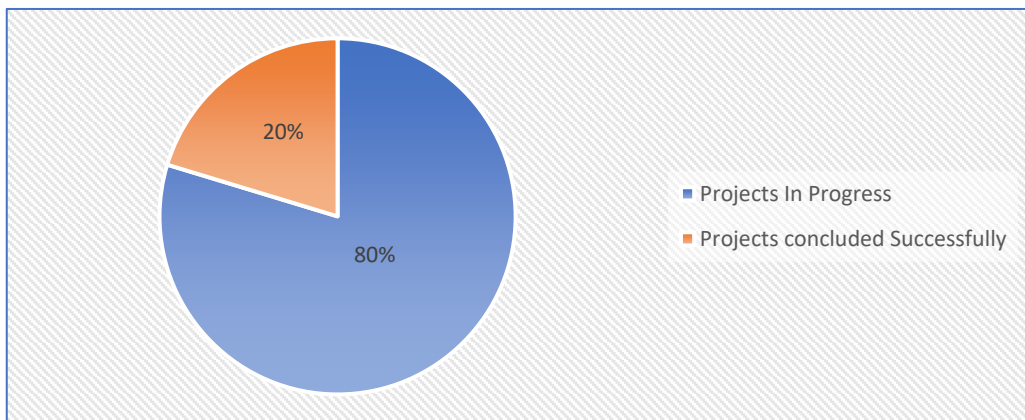
Total	Total Finance Finished Projects	Total Finance Active Projects
576,680,163.98	90,277,002.86	486,403,161.13

## Success Rate - Alexandria University Science Projects STEM (2022)

Faculty	Projects In Progress	Projects concluded Successfully	Total
Faculty of Agriculture Sapa Pasha	0	1	1
Faculty of Veterinary Medicine	1	1	2
Institute of Graduate Studies & Research	5	0	5
Faculty of Engineering	14	2	16
Faculty of Agriculture	13	0	13
Faculty of Science	18	9	27
<b>Total</b>	<b>51</b>	<b>13</b>	<b>64</b>



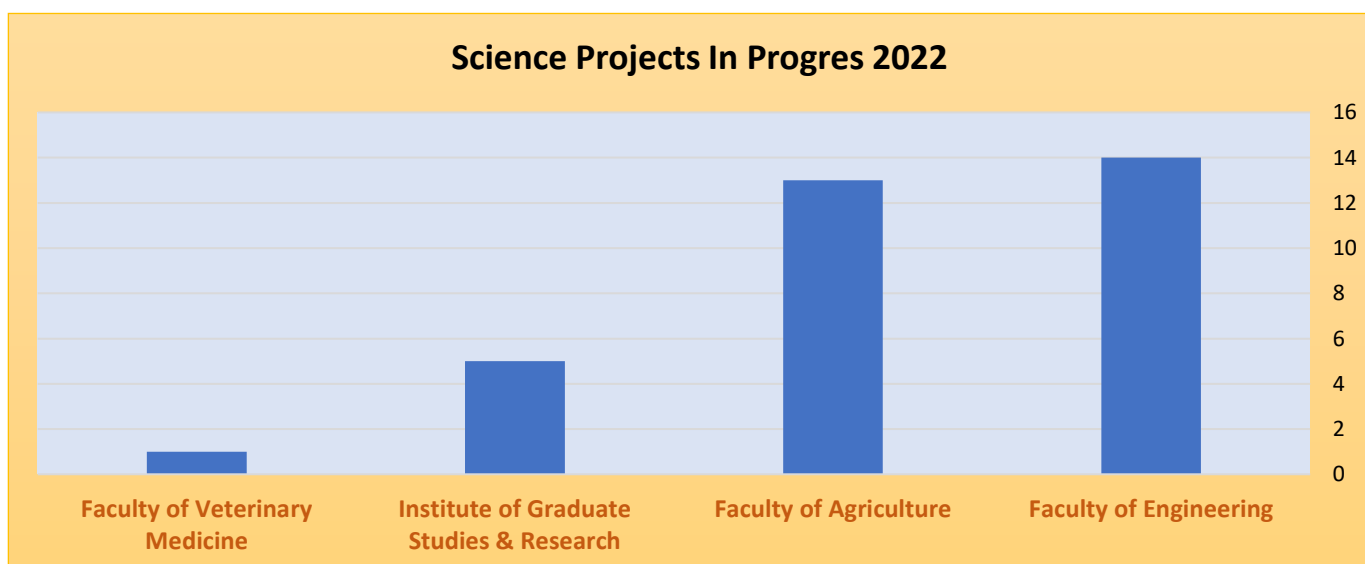
**Note :** Success Rate Is The Ratio of concluded Projects To Total Projects = 20%



Total Finance Projects concluded Successfully L.E	Total Finance projects In Progress L.E	Total
32,549,596.59	312,825,596.27	345,375,192.86

**Note :** All Projects Are In A 5 Years Implementation Period

<b>Science Projects - Alexandria University 2022</b>	
<b>Faculty</b>	<b>Projects In Progres</b>
<b>Faculty of Science</b>	18
<b>Faculty of Engineering</b>	14
<b>Faculty of Agriculture</b>	13
<b>Institute of Graduate Studies &amp; Research</b>	5
<b>Faculty of Veterinary Medicine</b>	1
<b>Total</b>	<b>51</b>



Total Finance projects In Progress <b>L.E</b>	Total
<b>312,825,596.27</b>	<b>576,680,163.98</b>



